

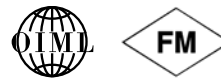

High Capacity Off-Center Single-Point Load Cell

FEATURES

- Capacities: 750, 1000, and 2000 kg
- Fully sealed for water resistance
- Side mount construction
- Anodized aluminum alloy
- OIML C3 approval
- Platform size: 48" x 48"/120 cm x 120 cm
- **Optional**
 - FM approval available

APPLICATIONS

- Platform scales (single load cell)
- Packaging machines
- Dosing/filling
- Belt scales/conveyor scales

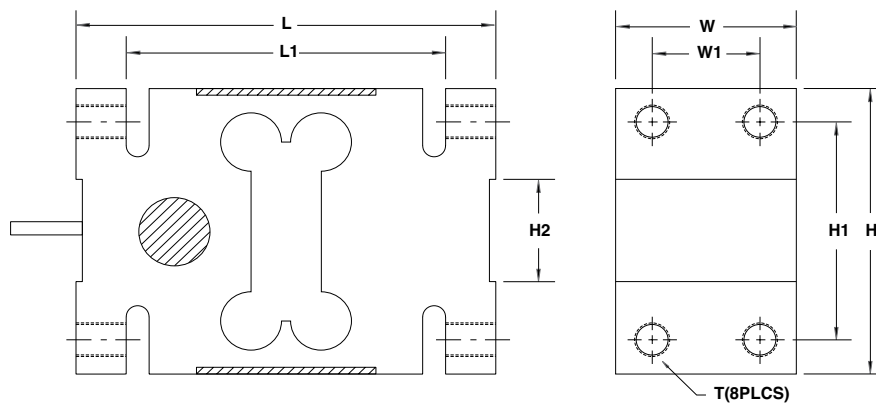


DESCRIPTION

HOC is a single-point load cell of side mount construction designed for platform scales, and hanging scales. It is a cost-effective load cell for scales of simple construction.

HOC is constructed of anodized aluminum, and is environmentally sealed up to IP66 providing excellent protection against moisture and humidity.

OUTLINE DIMENSIONS



All Capacity
Cable Length: 10/3.1m
Platform Size: 48" x 48"/120 cm x 120 cm

Wiring	
+ Excitation	Red
- Excitation	Black
+ Signal	Green
- Signal	White

CAPACITY (kg)		L	L ₁	W	W ₁	H	H ₁	H ₂	T
750/1000/2000	mm	176.0	134.5	76.0	46.0	125.0	95.0	45.0	M16 x 2.0
	(inch)	6.93	5.30	2.99	1.81	4.92	3.74	1.77	

High Capacity Off-Center Single-Point Load Cell

SPECIFICATIONS			
PARAMETER	VALUE		UNIT
NTEP/OIML accuracy class	Non-Approved	C3	
Maximum no. of intervals (n)	1000	3000	
$Y = E_{max}/V_{min}$	5000	10000	Maximum available
Standard capacities (E_{max})	750, 1000, 2000		kg
Rated output—R.O.	2.0		mV/V
Rated output tolerance	10		±% of rated output
Zero balance	1		±% of rated output
Non-linearity	0.020	0.015	±% of rated output
Hysteresis	0.020	0.015	±% of rated output
Non-repeatability	0.020		±% of rated output
Creep error (20 minutes)	0.030	0.020	±% of rated output
Zero return (20 minutes)	0.030	0.020	±% of rated output
Temperature effect effect on min. dead load output	0.0026	0.014	±% of rated output/°C
Temperature effect on sensitivity	0.0015	0.008	±% of applied load/°C
Compensated temperature range	-10 to +40		°C
Operating temperature range	-20 to +60		°C
Safe overload	150		% of R.C.
Ultimate overload	200		% of R.C.
Excitation, recommended	10		VDC or VAC RMS
Excitation, maximum	15		VDC or VAC RMS
Input impedance	410±10		Ω
Output impedance	350±3		Ω
Insulation resistance	>5000		MΩ
Construction	Anodized aluminum		
Environmental protection	IP66		

All specifications subject to change without notice.

FM Approval

Intrinsically Safe: Class I, II, III; Div. 1 Groups A-G

Non-Incendive: Class I; Div. 2 Groups A-D

Disclaimer

ALL PRODUCTS, PRODUCT SPECIFICATIONS AND DATA ARE SUBJECT TO CHANGE WITHOUT NOTICE.

Vishay Precision Group, Inc., its affiliates, agents, and employees, and all persons acting on its or their behalf (collectively, "Vishay Precision Group"), disclaim any and all liability for any errors, inaccuracies or incompleteness contained herein or in any other disclosure relating to any product.

The product specifications do not expand or otherwise modify Vishay Precision Group's terms and conditions of purchase, including but not limited to, the warranty expressed therein.

Vishay Precision Group makes no warranty, representation or guarantee other than as set forth in the terms and conditions of purchase. **To the maximum extent permitted by applicable law, Vishay Precision Group disclaims (i) any and all liability arising out of the application or use of any product, (ii) any and all liability, including without limitation special, consequential or incidental damages, and (iii) any and all implied warranties, including warranties of fitness for particular purpose, non-infringement and merchantability.**

Information provided in datasheets and/or specifications may vary from actual results in different applications and performance may vary over time. Statements regarding the suitability of products for certain types of applications are based on Vishay Precision Group's knowledge of typical requirements that are often placed on Vishay Precision Group products. It is the customer's responsibility to validate that a particular product with the properties described in the product specification is suitable for use in a particular application.

No license, express, implied, or otherwise, to any intellectual property rights is granted by this document, or by any conduct of Vishay Precision Group.

The products shown herein are not designed for use in life-saving or life-sustaining applications unless otherwise expressly indicated. Customers using or selling Vishay Precision Group products not expressly indicated for use in such applications do so entirely at their own risk and agree to fully indemnify Vishay Precision Group for any damages arising or resulting from such use or sale. Please contact authorized Vishay Precision Group personnel to obtain written terms and conditions regarding products designed for such applications.

Product names and markings noted herein may be trademarks of their respective owners.