

## Model BS-7300XL Series

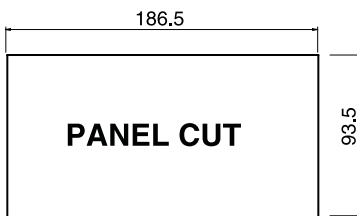
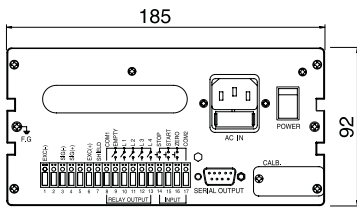
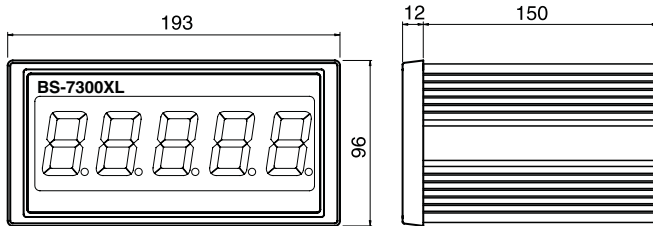
Large display type  
Digital Indicator

For:

- Industrial weighing applications
- Force, pressure & torque measurements

Features:

- Large brightness LED display (38mm)
- 24 Bit sigma-delta A/D converter for high accuracy
- 4 Set point relay output
- Full digital calibration by rear key-pad
- Simulative(mV/V memory) or live load calibration
- Peak hold and remote auto zero,tare
- RS-232C interface



### ORDERING INFORMATION

**BS-7300XL - 1 0**

MODEL

Output

- 0 : RS-232C Serial Output (Standard)
- 1 : RS-422, 485 Serial Output (Option)
- 2 : Current Loop (Option)
- 3 : DC 0~10V Analog Output (Option)
- 4 : DC 4~20mA Analog Output (Option)
- 5 : BCD Parallel Output (Option)

Operating voltage

- 1 : 110V, 50/60Hz
- 2 : 220V, 50/60Hz

### SPECIFICATIONS

Analog signal Input range	-1mV ~ +34mV	
Non-linearity	0.01% F.S. max.	
Max. display resolution	1/20,000	
Min. input sensitivity	0.3μV/Digit	
Temperature Drift	Zero : ±0.2μV/°C RTI max. SPAN : 20ppm/°C max.	
Load Cell Excitation	DC 10V , 300mA (350 ohm x 8 load cell)	
Input noise	±0.3μVpp	
Input impedance	10MΩ	
A/D converter	24bit sigma-delta	
A/D internal resolution	1/200,000	
A/D Sampling speed	50 times/sec	
Display	7 segments LED(38mm), 5 digit	
Display speed	50times/sec ~ 2times/sec	
Polarity indication (-)	"-" Minus sign	
Annunciators	Stable, Zero, L1, L2, L3, L4, Tare	
Display increments	1,2,5,10,20,50,100,200-selectable	
Decimal points	Selectable to any points	
Operating Voltage	AC 110, 220V ±10%, 50/60Hz	
Power Consumption	Approx. 20VA	
Operating Temperature	-10°C ~ 40°C	
Output	Standard	RS-232C serial output
	Options	1) RS-422/485 (Serial output) 2) Current loop 3) DC 0~10V (Voltage output) 4) DC 4~20mA (Current output) 5) BCD Parallel output
Weight	Approx. 2.5kg	

\* Specifications are subject to change without notice

JAN, 2010