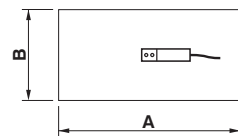
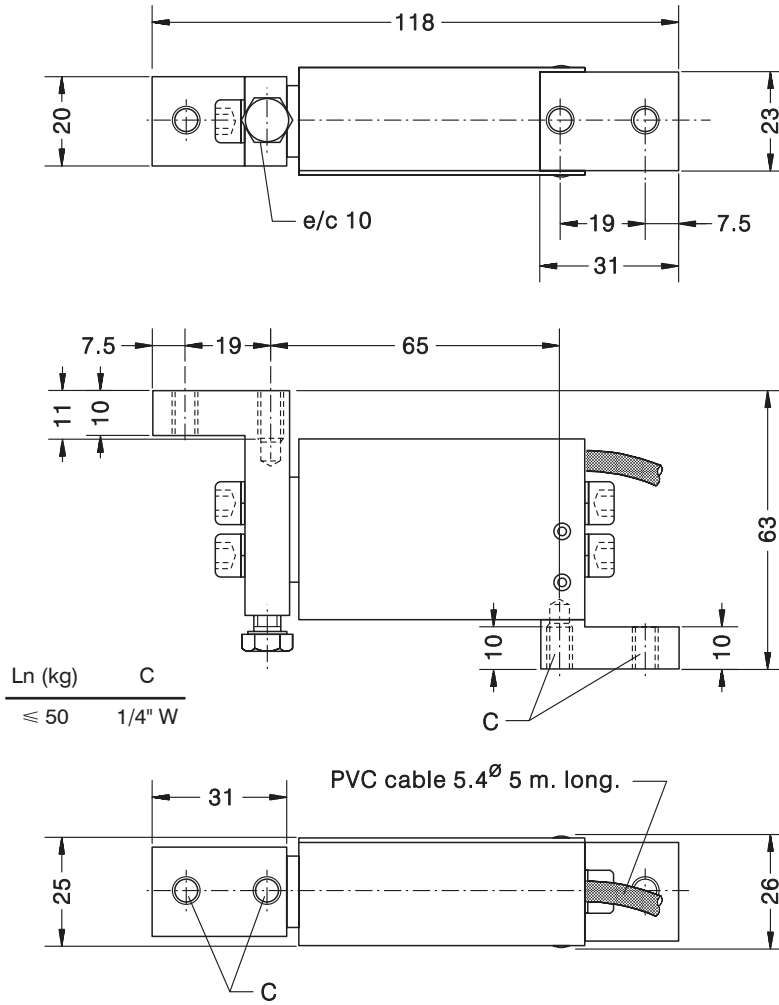


- Double bending beam load cell
- Measuring element from Beryllium-Copper alloy
- 4000 divisions OIML R60 class C \*
- Protected against humidity up to 95% (N.C.)
- Single point load cell. High accuracy with off-center loads
- 6 wire (senses) electrical connection
- Integrated on-center overload protection (must be adjusted with 150% Ln)
- 双弯曲梁式称重传感器
- 铍铜合金弹性体
- 4000分度, OIML R60 C\*级
- 湿度不超过95%
- 在偏心载荷情况下可保持精度
- 六线制电缆连接
- 超载保护位于中心 (必须调整到150%量程)

Model 型号	Nominal capacity 量程 Ln	Accuracy class 精确度等级 *n. OIML	Minimum division 最小分度值 vmin	Service load 最大称量 150 % Ln	Platform 平台尺寸 A x B mm	Accuracy 准确度等级 1/3 Ln
120 7.5 kg	7.5 kg	4000	1 g	11 kg	400 x 300	3000 v
120 10 kg	10 kg	4000	1.7 g	15 kg	400 x 400	3000 v
120 15 kg	15 kg	4000	2 g	22.5 kg	400 x 400	3000 v
120 20 kg	20 kg	4000	3.4 g	30 kg	400 x 400	3000 v
120 30 kg	30 kg	4000	5 g	45 kg	400 x 400	3000 v
120 50 kg	50 kg	3000	8.4 g	75 kg	400 x 400	2000 v



# MODEL 120



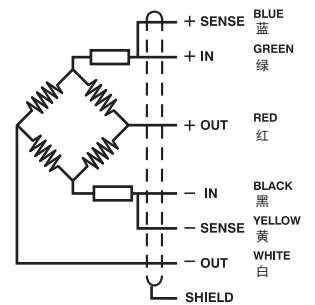
Dimensions in mm. 单位: mm

Transport weight - 重量:  $\begin{cases} 0.45 \text{ kg (7.5 - 20 kg)} \\ 0.6 \text{ kg (30 - 50 kg)} \end{cases}$

SPECIFICATIONS			技术条件
Nominal capacities (Ln)	7.5-10-15-20-30-50	kg	量程(Ln)
Accuracy class	3000/4000	n. OIML	准确度等级
Minimum dead load	0	%Ln	最小静载荷
Service load	150	%Ln (1)	最大称量
Safe load limit	200	%Ln (1)	安全载荷极限
Total error	< ±0.013	%Sn (2)	综合误差
Repeatability error	< ±0.01	%Sn	重复性误差
Temperature effect:			温度影响:
on zero	< ±0.01	%Sn/5°C	零点
on sensitivity	< ±0.006	%Sn/5°C	灵敏度
Creep error (30 minutes)	< ±0.012	%Sn	蠕变 (30分钟)
Temperature compensation	-10...+40	°C	温度补偿
Temperature limits	-20...+50	°C	温度极限
Nominal sensitivity (Sn)	2 ±10%	mV/V (3)	灵敏度
Nominal input voltage	10	V	激励电压
Maximum input voltage	15	V	最大激励电压
Input impedance	400 ±20	Ω	输入阻抗
Output impedance	350 ±3	Ω	输出阻抗
No load output	< ±2	%Sn	空荷输出
Insulation resistance	> 5000	MΩ	绝缘电阻
Maximum deflection (at Ln)	0.2-0.4	mm	最大变形位移 (量程内)

- (1) Only central loads on the load cell. Not for off-center loads  
置传感器于受力中心, 勿使偏载
- (2) Total error: Non Linearity and Hysteresis / 综合误差: 非线性和滞后
- (3) 2 ±0.1% mV/V 可选

## ELECTRICAL CONNECTION 电气连接:



«SENSES»: 2 additional wires to maintain a constant voltage supply at the load cell when used with proper instrumentation. Use specially when long wires and wide temperature range.  
SHIELD: Not connected to transducer body.

(感应): 传感器与仪表一起使用时, 增加两条感应线, 以保证传感器供桥电压的稳定; 电缆较长及温度范围较大时, 更应使用。

屏蔽: 不与传感器外壳连接。